

The kids' guide to  
**BROADS BOATING  
ADVENTURES**

  
**RICHARDSON'S**  
**BOATING HOLIDAYS**  
— IN THE BROADS NATIONAL PARK —







# Hi there, Broads Explorers!

I'm Richie the monkey, and I'll be your guide as we go on an adventure through the Norfolk Broads.

There are lots of fun things to learn about the Broads, but we're going to get up to some monkey business too!

You'll see me popping up on several pages as we discover magical castles, cool windmills and games you can play on a rainy day.

I'll also be around to help you work out what animals you can spot, how to stay safe and what to take on your holiday – don't forget your colouring pencils if you want to do some doodling!

Oh, and keep an eye out for Ellie the Elephant as well – she's my friend and might just show up on our journey...

*Richie*

# Contents



**03**

What are  
the Broads



**04**

How boats  
work



**05**

Things  
to take



**06**

Animals  
to spot



**07**

History  
to explore



**08**

Adventures  
to do



**09**

Rainy  
day fun



**10**

Boats  
and safety



**11**

Puzzles  
and doodles



03

## What are the Broads?

### WINDMILLS

You will see lots of windmills on the Norfolk Broads. In the past they were used for grinding corn and for drainage but some of them have been repaired and are open to have a look round.




### REEDS

Reeds are cut and bundled up before being sold to make the pretty roofs on thatched cottages!



### SAILING

You will probably see some boats with sails and some clubs even hold races on the Broads!



**Norwich**



In numbers

**200**

Altogether there are this many kilometres of waterways to explore and have exciting adventures!

**40**

The Broads are basically made up of this many shallow lakes, which are the result of flooding the remains of medieval peat diggings.

**5**

The number of rivers on the Broads. They are: the Bure, the Yare, the Ant, the Thurne and the Waveney.

**Port (left)**

This word comes from practice of sailors mooring ships on the left side at ports.

**Starboard (right)**

An Anglo-Saxon 'steorboard', was a rudder which was on the boat's right-hand side.

**Wheel**



The wheel is connected to the rudder and is used to steer the boat left and right.

**Engine**



The engine powers the boat through the water. It is similar to the engine in a car.

**Fenders**

Fenders are used to protect the boat from damage.

**BOW**

**PORT**

**STARBOARD**

**STERN**

**Water line**

**Propellor**



The propellor is connected to the engine. As it turns, it pushes the boat through the water.

**Gunwhale**  
The upper-edge of a boat's side

**Hull**  
The body of a boat

**Mooring rope**



These are used to tie the boat up and stop it floating away!



05

## Things to take

Here are some things you'll want for your Broads adventure including jars to collect bugs in water and a magnifying glass to see them bigger!



☐ A net



☐ Empty jam jars



☐ Notepad/paper



☐ Magnifying glass



☐ Coloured pencils



☐ Map

☐ Wellies



06

## Animals to spot

How many can you find in, on and by the river during your holiday?

### Grey Heron

Can grow to 1 metre tall!



### Dragonfly

Can fly at over 30mph!



### Marsh Harrier

Wing span of 1.2 metres



### Kingfisher

Best time to see them is dawn



### Roach

A female can lay 100,000 eggs



### Otter

A male is called a dog



### Mallard

Flocks are called sords



## Did you know?

Whilst fairly common in Europe, Africa and Asia, the Norfolk Broads is the only place you will find Swallowtail Butterflies in the UK!



### Swallowtail Butterfly

### Grass Snake

The largest snake in Britain





## History to inspire

There are many historic buildings to be found during your Broads adventure. Here are a few to get you started...



**Norwich Cathedral**

### Things to spot...

- Over 1000 roof bosses
- The famous Perigrine Falcons



**Hunsett Drainage Mill,  
Stalham**

### Things to spot...

- A datestone inscribed 'HUNSETT 1698', thought to have come from an earlier mill



**St Olaves Priory,  
St Olaves**

### Things to spot...

- The remains of the old church
- The 14th century undercroft



**Ranworth Church**

### Things to spot...

- The 15th century 'rood' screen
- The view from the tower



**St Benet's Abbey, Horning**

### Things to spot...

- Signs of fish ponds dug by monks
- Carvings around the stone gateway





08

## Adventures to do

Do you want to carry on your animal-spotting and see some more exotic creatures? Then ask mum and dad for a trip to one of these!



**Bird-spotting in  
Surlingham Church  
Marsh Nature Reserve**

**Experience the  
thrills and spills at  
Pleasurewood Hills  
in Lowestoft**



**Spot butterflies and go  
dragonfly-counting in  
Upton Broad and Marshes**



**Discover Boggles  
and Cracklebogs at  
Bewilderwood  
near Hoveton**



**See lemurs, parrots,  
meerkats and more at  
Pettitts Animal Adventure  
Park in Reedham**



**See everything from  
starfish to sharks  
at Sea Life Centre  
in Great Yarmouth**





09

## Rainy day fun

Although the Norfolk Broads are amongst the driest places in the UK, here are some fun things to try if the rain does come.

### Rainbow-spotting

When sunlight travels through raindrops, the colours within separate to reveal a rainbow. You may see a rainbow when it is raining in one part of the sky and sunny in another.

### Painting with raindrops

- 1 Get a piece of paper
- 2 Add food colouring
- 3 Take it outside in the rain and watch your painting magically appear!

### Create your own worm farm

- 1 Fill an old lunchbox with dirt and sand
- 2 Add food such as lettuce, old tea bags, egg shell or fruit peel
- 3 Add some worms, cover the box to make it dark and watch them tunnel!

And don't forget  
the best thing  
about rain...

**PUDDLES!**



10

## How to Stay Safe

Boating on the Norfolk Broads is fun – but there are a few things you need to remember in order to stay safe because we want you to have the best time of your life!

**The following actions should be avoided at ALL times:**



**Using a lifejacket as a swimming buoyancy aid**



**Stepping onto a dingy using the edge (gunwhale)**



**Approaching someone or something in the water from the stern (where the propeller is)**



**Children assisting with the mooring procedure**



**Standing up in a dinghy**



**Trying to stop a boat by hand/foot**



**Running on deck wearing flip flops (and not flat-soled, non-slip rubber shoes)**



**Jumping off a moving boat**



**Throwing rope or debris that could get caught in the propeller**



**Sitting on the very edge of the boat when it's moving**

11

## Broads maze

Ellie is stranded!  
Can you help Richie find her?





12

# Richie's challenge

## Can you find these words?

They can go backwards, up and down or diagonally!

bow	broads	norfolk
castle	stern	abbey
reeds	mooring	lifejacket
windmill	kingfisher	river




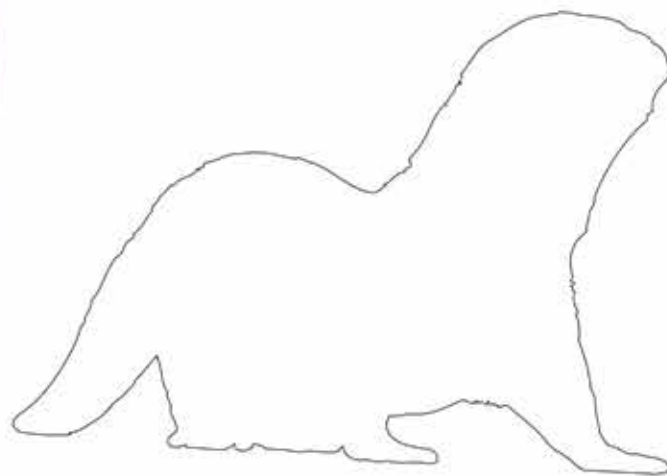
k	t	s	r	a	y	s	w	s	a	r	t	r
l	i	s	d	e	a	i	t	e	v	m	a	c
o	f	n	b	a	n	e	r	e	w	o	b	t
f	b	b	g	d	o	g	n	i	r	o	o	m
r	a	n	m	f	e	r	w	o	v	n	d	s
o	o	i	e	h	i	f	b	k	a	e	i	d
n	l	e	s	i	n	s	i	e	t	c	r	e
l	a	l	n	e	a	n	h	r	n	i	r	e
t	d	t	e	k	c	a	j	e	f	i	l	r
e	l	t	s	a	c	s	e	t	r	i	t	o
t	i	c	c	a	o	c	m	a	n	a	r	e
w	n	o	s	a	n	s	a	f	r	r	r	w
y	n	a	i	a	g	r	f	r	i	f	e	a

13

## Doodles

Can you guess what  
these animals are?

Complete the pictures and colour them in.  
You may spot a friend...!







## Your notes and scribbles

Use this page for your own drawings, poems, or anything else you can think of!